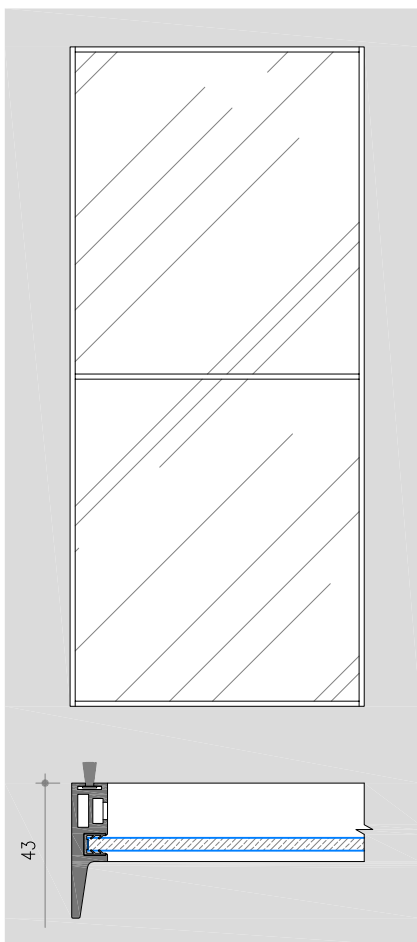


anta/door SLIM

SCORREVOLE/SLIDING



larghezza/width

886

986

1186

1479

altezza/height

2300

2400

2630

FINITURA PANNELLO/PANEL FINISHING

Specchio - Specchio fumè
Mirror - Smoked mirror

Vetro extra light retro-laccato ns.campionario
Extra light glass back-lacquered from our collection

Vetro acidato extra light retro-laccato ns.campionario
Etched glass extra light back-lacquered from our collection

FINITURA PROFILO/PROFILE FINISHING

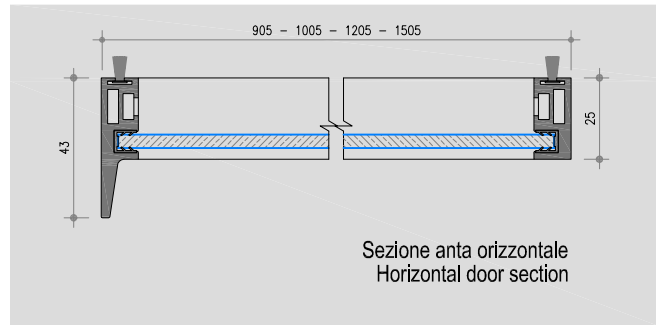
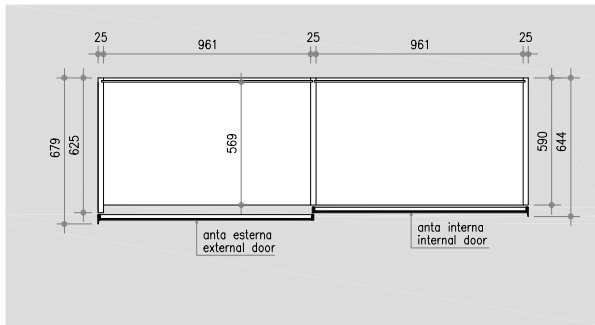
Alluminio laccato ns. campionario
Lacquered aluminium from our collection

Alluminio brill
Bright aluminium

STRUTTURA ANTA/DOOR STRUCTURE

Telaio di alluminio
Aluminium framework

ANTA SCORREVOLE - SLIDING DOOR



- spazzolino parapolvere sulle ante e sul binario dello scorrevole
 - 4 piedini h 60 mm regolabili in altezza fino a + 20 mm montati su ogni base
 - spazio necessario per il montaggio: H 50mm L 50mm. Ferramenta speciale per montaggio in nicchia su richiesta.
 - Slow-motion in apertura e chiusura già incluso - N.B. il sistema è applicabile su ante di larghezza minima 850mm
-
- antidust profile on the doors and on the sliding binary
 - 4 feet 60 mm h adjustable in height up to 20 mm assembled on each base
 - Space required for installation: H 50mm W 50 mm. Special hardware for niche assembly on request.
 - Slow-motion system for opening and closing doors is included - N.B. this system can be applied on doors of minimum width of 850mm